



WENDELBO

EDGE V.2

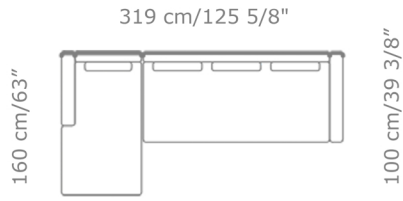
Design by Lars Wendelbo



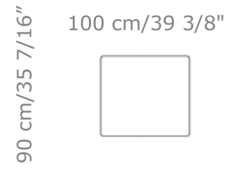
TECHNICAL SPECIFICATIONS



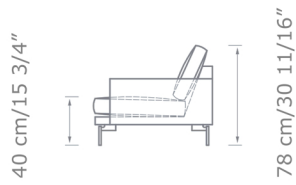
STRUCTURE INTERIOR	Frame made of solid wood and MDF with nozag spring system.
STRUCTURE PADDING	High resilient variable density polyurethane foam.
SEAT CUSHION	High resilient polyurethane seat cushion with a wrap of fibre-fill.
BACK	Down/feathers & ball-fibres in a downproof cambric divided into channels.
COVER	Loose.
LEGS	Brushed stainless steel/black powder coated.
MAINTENANCE	We recommend shaking and fluffing-up the cushions regularly to maintain the shape. This should be done after removing the cushions from the structure for improved air circulation. For maintenance of fabric and leather, please contact your retailer.



Left Chaise
Sectional Sofa



Optional Footstool (Ottoman)



Sectional Sofa - Side View

EDGE v.2 - SECTIONAL SOFA



WENDELBO