



WENDELBO

CAMPO

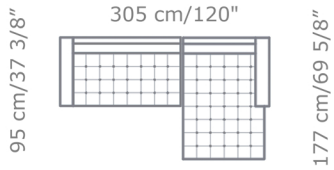
Design by Wendelbo



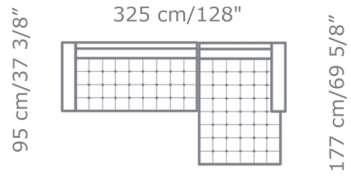
TECHNICAL SPECIFICATIONS



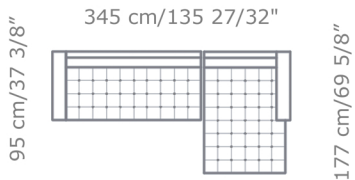
STRUCTURE INTERIOR	Frame made of solid wood and MDF with nozag spring system.
STRUCTURE PADDING	High resilient variable density polyurethane foam.
SEAT CUSHION	High resilient polyurethane seat cushion with a wrap of fibre-fill and button tufted surface.
BACK	Down/feathers & ball-fibres in a downproof cambric divided into channels.
COVER	Loose on frame. Fixed on the button-tufted seat cushion.
LEGS	Black powder coated aluminum legs.
MAINTENANCE	We recommend shaking and fluffing-up the cushions regularly to maintain the shape. This should be done after removing the cushions from the structure for improved air circulation. For maintenance of fabric and leather, please contact your retailer.



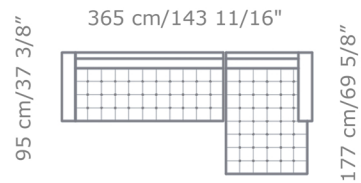
Small
Sectional Sofa - Right Chaise



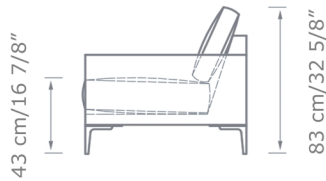
Medium
Sectional Sofa - Right Chaise



Large
Sectional Sofa - Right Chaise



X-Large
Sectional Sofa - Right Chaise



Sectional Sofa - Side View

CAMPO SECTIONAL SOFA



WENDELBO

RIGHT CHAISE