

# Olivia

## MODULAR SOFA SYSTEM

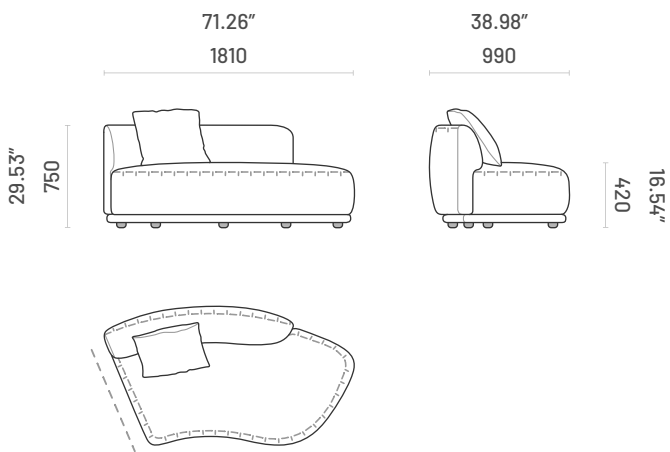
Olivia is the new addition to Domkapa's collection of modular sofas. Including four distinct modules, this modular sofa stands out for a number of reasons. First, Olivia is all upholstered, including its footer, to match the upholstery of the seat and back. Also, the majority of the modules present a convex back, ergonomically perfect for tricky spaces. Being a modular sofa, Olivia allows you to configure and obtain different configurations. A bulky, rounded, and comfortable solution for your project.



## Specifications

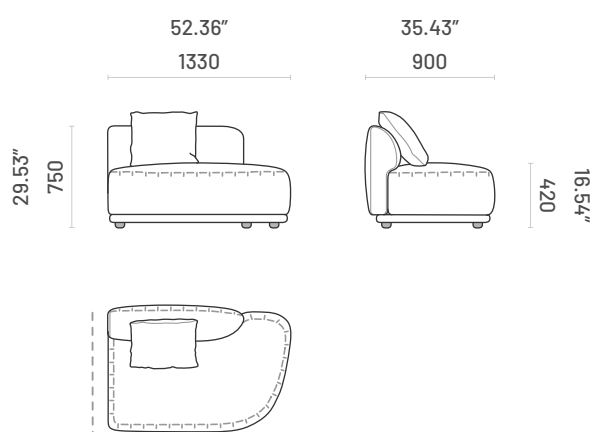
### OL180.D/E

End Module - Left Sided and Right Sided



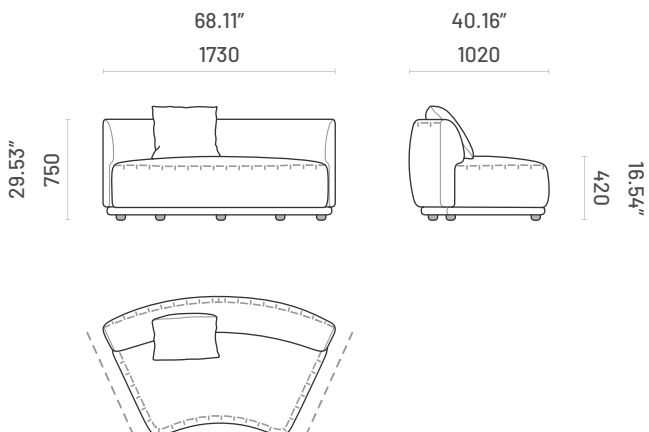
### OL130.D/E

End Module - Left Sided and Right Sided



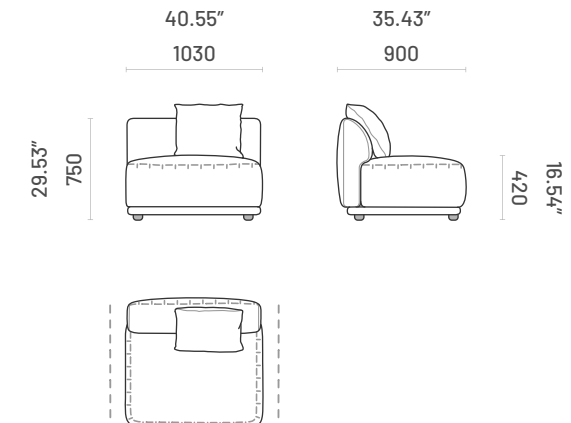
### OL170.C

Curved Central Module



### OL95.C

Central Module



## Technical Information

### Frame

Structure: Solid pine wood,  
plywood and MDF

Feet: Plastic

### Padding

Seat: 23kg/m<sup>3</sup>, 30kg/m<sup>3</sup>, 35kg/m<sup>3</sup> polyurethane foam, pocket springs and 100/200gr polyester fiber

Back: 18kg/m<sup>3</sup>, 23kg/m<sup>3</sup>, 30kg/m<sup>3</sup> polyurethane foam and 100/200gr polyester fiber

## Materials and Finishes



### Overview



### Available Finishes


	1	2
<b>Fabrics</b>		
Aldan	●	—
Arno	●	—
Astoria	●	—
Avalon	●	—
Bergen	●	—
Brampton	●	—
Clarence	●	—
Columbia	●	—
Devon	●	—
Galway	●	—
Helmand	●	—
Hudson	●	—
Osaka	●	—
Provence	●	—
<b>Synthetic Leathers</b>		
Rupert	●	—
<b>Natural Leathers</b>		
Albany	—	—
Aspen	●	—
Dover	●	—
<b>Stitches</b>		
Double Top Stitch	—	—
Cross Stitch	—	—
Blanket Stitch	—	●
Zigzag Stitch	—	—

## COM Fabric and Leather Requirements


Item	1	
	Fabric	Leather
Olivia - OL180.D/E Module	 7.90 lm 25.91 ft	 15.80 m2 170.64 ft2
Olivia - OL130.D/E Module	 5.50 lm 18.04 ft	 11.00 m2 118.80 ft2
Olivia - OL170.C Module	 8.00 lm 26.24 ft	 16.00 m2 172.80 ft2
Olivia - OL95.C Module	 5.00 lm 16.40 ft	 10.00 m2 108.00 ft2

## Planner

### Instructions



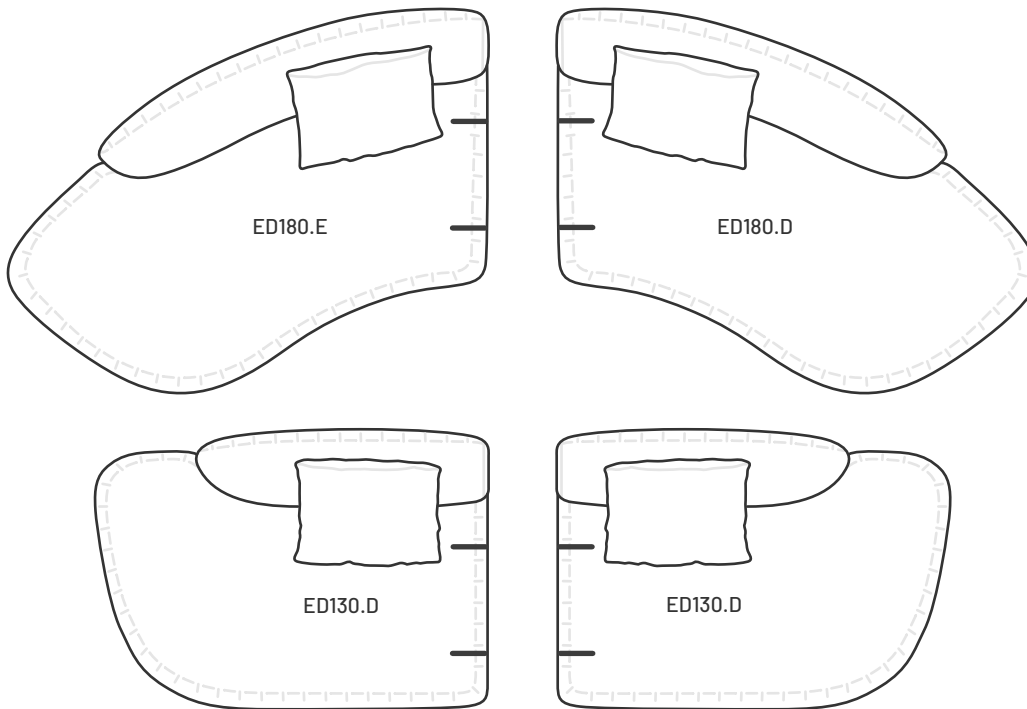
1. CUT OUT THE SOFA ELEMENTS WITH SCISSORS



2. ASSEMBLE THE CUTOUT PIECES USING THE INDICATORS

## Modules

### End Modules



### Central Modules

