

# Henry

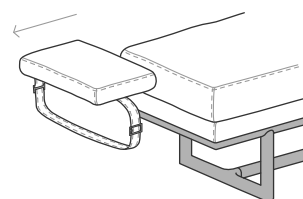
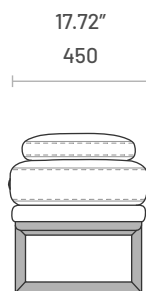
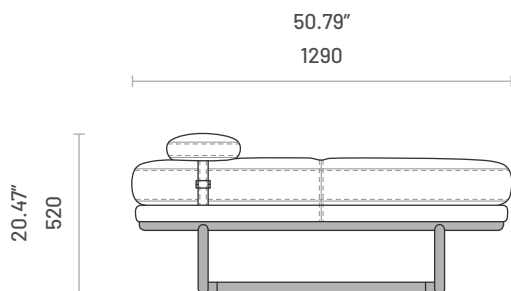
BENCH

Henry expresses harmony through its special details. Featuring a small cushion that can be adjusted or even removed, this seating design has the right balance between the rigorously handcrafted feet and its soft but involving seat. Classic and elegant, Henry is a one-of-a-kind piece inspired by the contemporary design we all love



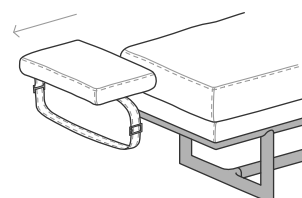
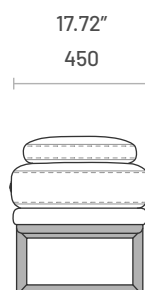
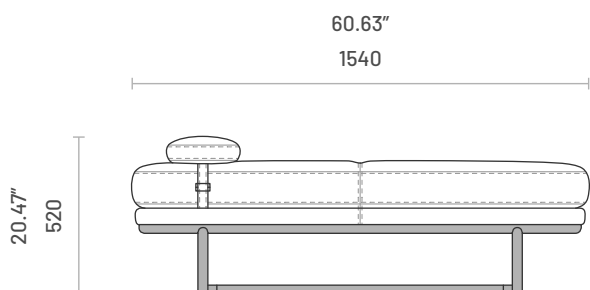
## Specifications

Dimensions (Henry S)



REMOVABLE  
CUSHION

Dimensions (Henry L)



REMOVABLE  
CUSHION

## Technical Information

### Frame

Structure: Plywood  
Feet: Solid ash wood

### Padding

Seat Base: 18kg/m<sup>3</sup> polyurethane foam and agglomerated polyurethane foam  
Seat Cushion: 35kg/m<sup>3</sup>, 50kg/m<sup>3</sup> polyurethane foam and 200gr polyester fiber  
Decorative Cushion: Mixed polyester staple fiber

## Materials and Finishes





### Overview



### Available Finishes

	1	2	3	4
<b>Fabrics</b>				
Aldan	●	●	–	–
Arno	●	●	–	–
Astoria	●	●	–	–
Avalon	●	●	–	–
Bergen	●	●	–	–
Brampton	●	●	–	–
Clarence	●	●	–	–
Columbia	●	●	–	–
Devon	●	●	–	–
Galway	●	●	–	–
Helmand	●	●	–	–
Hudson	●	●	–	–
Osaka	●	●	–	–
Provence	●	●	–	–
<b>Synthetic Leathers</b>				
Rupert	●	●	–	–
<b>Natural Leathers</b>				
Albany	–	–	–	–
Aspen	●	●	–	–
Dover	●	●	–	–
<b>Wood Stains</b>				
Sand Ash	–	–	●	–
Stone Ash	–	–	●	–
Mocha Ash	–	–	●	–
Tabac Ash	–	–	●	–
Graphite Ash	–	–	●	–
<b>Detail</b>				
Silver Polished	–	–	–	●

## COM Fabric and Leather Requirements

Item	1	
Henry Bench S	<b>Fabric</b>  2.50 lm 8.20 ft	<b>Leather</b>  5.00 m2 54.00 ft2
Henry Bench L	<b>Fabric</b>  2.70 lm 8.90 ft	<b>Leather</b>  5.40 m2 58.32 ft2