

Chloe


SOFA

Chloe is an outstanding design piece with striking aesthetic balance and refined materials. Available in two-seater, three-seater, and chaise-longue versions, it stars a wooden or metallic base and upholstered seat and backrest that can elevate any room. A stitched line is dividing the piece for easy assembling and transport while double-top stitching is seen across the sofa for a luxury touch. The soft curves prevail throughout every element of Chloe sofa making this a statement piece in any project.




Specifications

Dimensions (2 Seater Sofa)




Dimensions (3 Seater Sofa)



Specifications

Dimensions (Sofa with Chaise Longue)



Technical Information

Frame

Structure: Solid pine wood, plywood and MDF

Feet: MDF or stainless steel

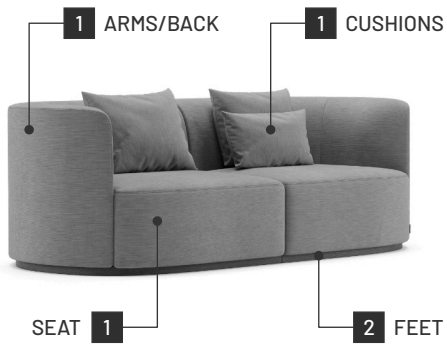
Padding

Seat Cushion: 30kg/m³, 42kg/m³, 60kg/m³ polyurethane foam and 200gr polyester fiber

Back: 23kg/m³, 25kg/m³, 30kg/m³ polyurethane foam and 200gr polyester fiber

Materials and Finishes







Overview



Available Finishes

	1	2
Fabrics		
Aldan	●	—
Arno	●	—
Astoria	●	—
Avalon	●	—
Bergen	●	—
Brampton	●	—
Clarence	●	—
Columbia	●	—
Devon	●	—
Galway	●	—
Helmand	●	—
Hudson	●	—
Osaka	●	—
Provence	●	—
Synthetic Leathers		
Rupert	●	—
Wood Stains		
Sand Ash	—	●
Stone Ash	—	●
Mocha Ash	—	●
Tabac Ash	—	●
Graphite Ash	—	●
Lacquers		
Bone	—	●
Taupe	—	●
Olive	—	●
Syrah	—	●
Ocean	—	●
Black	—	●
Metals		
White Texturized	—	—
Black Texturized	—	—
Silver Polished	—	●
Gold Polished	—	●
Gold Brushed	—	●
Rose Gold Matte	—	●
Onyx Polished	—	●
Smoky Black Polished	—	●

COM Fabric and Leather Requirements

Item	1	
	Fabric	Leather
Chloe - 2 Seater Sofa	 10.00 lm 32.81 ft	 20.00 m2 216.00 ft2
Chloe - 3 Seater Sofa	 12.50 lm 41.00 ft	 25.00 m2 270.00 ft2
Chloe - Chaise Longue Sofa	 14.50 lm 47.57 ft	 29.00 m2 313.20 ft2