



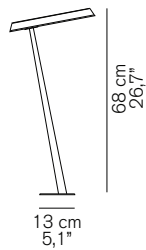
AMANITA 319

Mariana Pellegrino Soto
2019

Lampada da esterno a luce led diretta in metallo verniciato con asta conica inclinata. Finitura indian brown. Disco diffusore in PMMA trasparente.

Outdoor led lamp giving direct light in painted metal with sloped conical stem. Indian brown finish. PMMA transparent diffuser disk.

DIMENSIONI/DIMENSIONS



MATERIALI/MATERIALS


metallo/PMMA
metal/PMMA

COLORE/COLORS

indian brown/indian brown

SORGENTI/BULBS

1 x 6 W - LED
3000°K - 600 lm - CRI>85

 fornita con led
equipped with led

MARCHI/MARKS



INFORMAZIONI AGGIUNTIVE/ FURTHER INFORMATION



classe II
class II

IP44



classe energetica: A⁺, A⁺, A
energy class: A⁺, A⁺, A

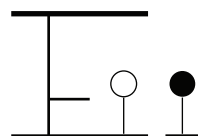
IMBALLO/PACKAGING



dim./dim. 35x35x75 cm / 13,8"x13,8"x29,5"
volume/volume 0,0919 m³ / 32,45 ft³
peso/weight 6,2 kg / 13,7 lb

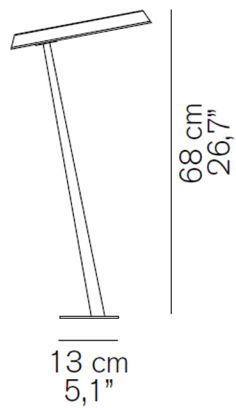
TIPOLOGIA/TYPE

esterno - lampada da esterno
outdoor - outdoor lamp



CURVA FOTOMETRICA/ PHOTOMETRIC CURVE

Amanita Outdoor Lamp



ISTRUZIONI PER IL MONTAGGIO MOUNTING INSTRUCTIONS INSTRUCTION POUR LE MONTAGE MONTAGEANLEITUNG

O luce S.r.l.

Via Brescia, 2 - 20097 San Donato Milanese (Mi) - Italia
Tel. +39 2 9849 1435 - Fax +39 2 9849 0779
http://www.oluca.com - e-mail : info@oluca.com

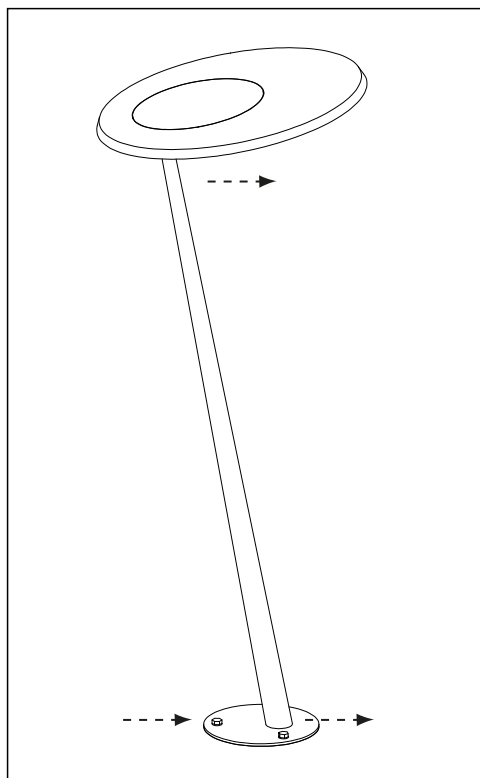


fig. 1

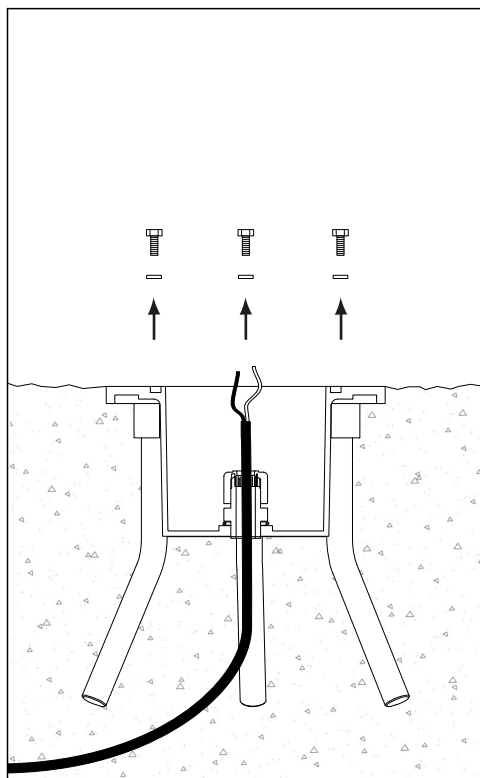


fig. 2

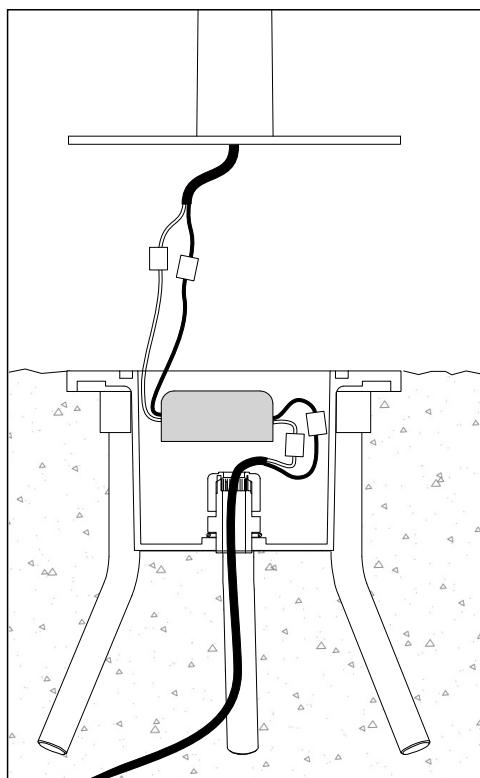


fig. 3

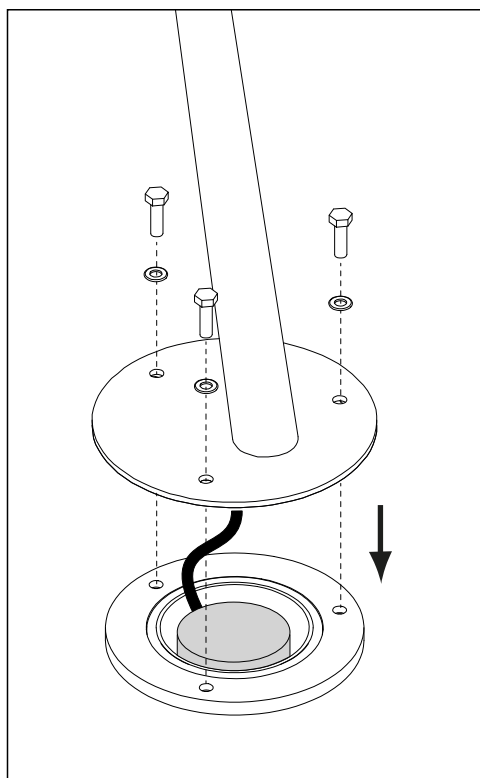


fig. 4

319 - 1 x 6W (LED) ↑ 68 cm Ø 31 cm


IT - Per la sicurezza elettrica ed il corretto montaggio della lampada seguire la sequenza delle immagini.

Disinserire la rete di alimentazione prima di intervenire sulla lampada. Per pulire la lampada non usare detergenti abrasivi.

EN - For electrical safety and a correct lamp assembly, follow the sequence of the pictures. **Cut off the electrical current before any intervention on the lamp. Do not use abrasive detergents when cleaning the lamp.**

FR - Pour la sécurité électrique et un montage correct de la lampe, suivre la séquence des images. **Débrancher le courant électrique avant d'intervenir sur la lampe. Ne pas employer de détergents abrasifs pour nettoyer la lampe.**

DE - Zwecks der elektrischen Sicherheit und zur korrekten Montage, die Reihenfolge der Abbildungen verfolgen. **Vor Handhabung der Lampe, elektrischen Strom ausschalten. Keine ätzenden Reinigungsmittel zum Säubern der Lampe verwenden.**

 **CLASSE II - CLASS II - CLASSE II - KLASSE II**

IT - Apparecchio omologato in classe II, con cablaggio a doppio isolamento.

EN - Class II certified equipment, with double insulated wiring.

FR - Appareil homologué en Classe II, avec câblage à double isolation.

DE - In Klasse II zugelassene Apparate mit doppelt isolierter Verkabelung.


IT - Nelle normali condizioni di utilizzo l'apparecchio ha un rischio fotobiologico basso (Gruppo di Rischio 1 secondo la norma IEC TR 62778 Ed. 2).

EN - During the normal use the luminaire has a low photobiological risk (Risk Group 1 according to the IEC TR 62778 Ed. 2).

FR - Dans des conditions normales d'utilisation, l'appareil présente un risque photobiologique faible (Groupe de Risque 1 selon IEC TR 62778 Ed. 2).

DE - Unter normalen Bedingungen für die Verwendung, hat das Gerät einen niedrigen photobiologische (Risiko-Gruppe 1 nach IEC TR 62778 Ed. 2).

IP 44

 **IT** - Questo prodotto non deve essere smaltito come un rifiuto municipale misto, effettuare una raccolta separata.

EN - This product must not be discarded as the responsibility of the City sanitation, it must be gathered together separately and discarded.

FR - Ce produit ne doit pas être mis avec les ordures municipales, il faut effectuer un ramassage séparé.

DE - Dieses Produkt darf nicht als Gemeindekehricht entsorgt werden. Entsorgung muss getrennt erfolgen.