

Louise

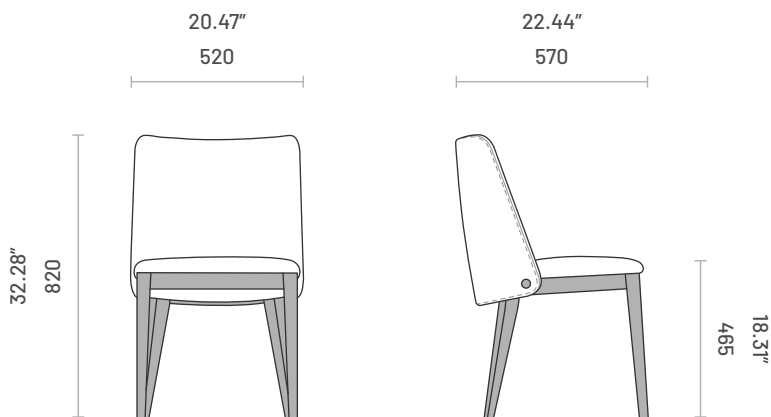
CHAIR

Louise chair's robust design exhales confidence and character allied with simple lines but a strong statement of comfort. The back and seat are fully upholstered for a relaxing experience while the wooden legs finish the exquisiteness of the design. The slightly curvy back will assure a cozy experience with a daring design including golden nails. Its simple yet sophisticated lines matches any decor and enhances the room.



Specifications

Dimensions



Technical Information

Frame

Structure: Plywood

Feet: Solid ash wood


Padding

Seat: 23kg/m³, 30kg/m³ polyurethane foam

Backrest: 23kg/m³, 30kg/m³, 35kg/m³ polyurethane foam

Materials and Finishes

Overview





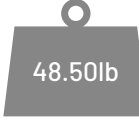
Available Finishes

	1	2	3
Fabrics			
Aldan	●	—	—
Arno	●	—	—
Astoria	●	—	—
Avalon	●	—	—
Bergen	●	—	—
Brampton	●	—	—
Clarence	●	—	—
Columbia	●	—	—
Devon	●	—	—
Galway	●	—	—
Helmand	●	—	—
Hudson	●	—	—
Osaka	●	—	—
Provence	●	—	—
Synthetic Leathers			
Rupert	●	—	—
Natural Leathers			
Albany	—	—	—
Aspen	●	—	—
Dover	●	—	—
Wood Stains			
Sand Ash	—	●	—
Stone Ash	—	●	—
Mocha Ash	—	●	—
Tabac Ash	—	●	—
Graphite Ash	—	●	—
Lacquers			
Bone	—	●	—
Taupe	—	●	—
Olive	—	●	—
Syrah	—	●	—
Ocean	—	●	—
Black	—	●	—
Detail			
Silver Brushed	—	—	●
Gold Brushed	—	—	●

COM Fabric and Leather Requirements

Item	1	
	Fabric	Leather
Louise Chair	 1.70 lm 5.58 ft	 3.40 m2 36.72 ft2

Packaging Information

Item	Number of Packages	Packaging Dimensions	Packaging Weight	
Louise Chair	 *2 chairs per package	Width: 630mm (24.80") Depth: 900mm (35.43") Height: 1050mm (41.34") Volume: 0.59m ³ (21.02ft ³)	 22.00kg	 48.50lb